



MBUYA PARENTS' SCHOOL

PRIMARY SEVEN HOLIDAY WORK FOR TERM 1 2020 - DAY 1

SCIENCE

Name: _____ Stream: _____

LIGHT ENERGY

1) What is light?

.....
.....

2) What is the main natural source of light on earth?

- (i)
- (ii)
- (iii)

3) Give any three natural sources of light on earth.

- (i)
- (ii)
- (iii)

4) What are artificial sources of light?

.....
.....

5) List any four artificial sources of light.

- (i) (iii)
- (ii) (iv)

6) What are luminous objects?

.....
.....

7) Give any six examples of luminous objects.

(i)	(iv)
(ii)	(v)
(iii)	(vi)

8) What are non luminous objects?

.....
.....

9) Give any **three** examples of non-luminous objects.

(i)	(ii)
(ii)		

10) State **five** properties of light.

(i)
(ii)
(iii)
(iv)
(v)

11) State any six ways in which light energy is important in the environment.

(i)
(ii)
(iii)
(iv)
(v)
(vi)



MBUYA PARENTS' SCHOOL

PRIMARY SEVEN HOLIDAY WORK FOR TERM 1 2020 - DAY 2

SCIENCE

Name: _____ Stream: _____

HOW LIGHT TRAVELS.

1. State two ways by which light travels from the source.

(i)

(ii)

2. By what means does light travel?

.....

3. What is a ray of light?

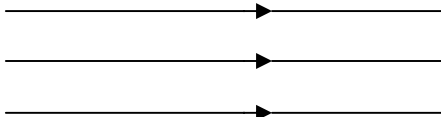
.....

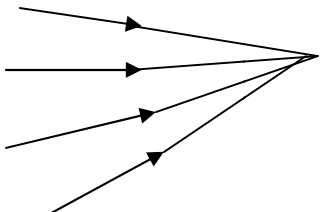
4. What term describes a group of light rays?

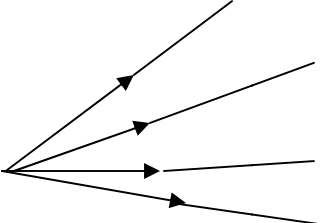
.....

.....

5. Name these types of beams of light.

a.  _____

b.  _____

c.  _____

EFFECTS OF DIFFERENT MATERIALS ON LIGHT.

1. State at least four ways materials affect light falling on them.

- (i)
- (ii)
- (iii)
- (iv)

2. Define each of the following term:

a) Transparent materials.

.....
.....

b) Translucent materials

.....

c) Opaque materials

.....

3. Give any **two** examples of each of the following materials:-

a) Transparent objects i)

ii)

b) Translucent objects i)

ii)

c) Opaque objects i)

ii)



MBUYA PARENTS' SCHOOL

PRIMARY SEVEN HOLIDAY WORK FOR TERM 1 2020 - DAY 3

SCIENCE

Name: _____ Stream: _____

SHADOWS

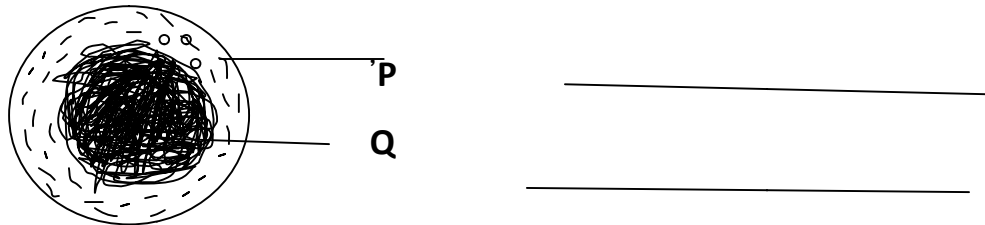
1. What is a shadow?

.....
.....

2. Name the **two** regions of a shadow.

(i) (ii)

3. Name the parts of the shadow marked **P** and **Q**.



4. State **two** factors that determine the size of the shadow.

(i)

(ii)

5. Give any three ways in which shadows are important in the environment.

(i)

(ii)

ECLIPSES

1. What is an eclipse?

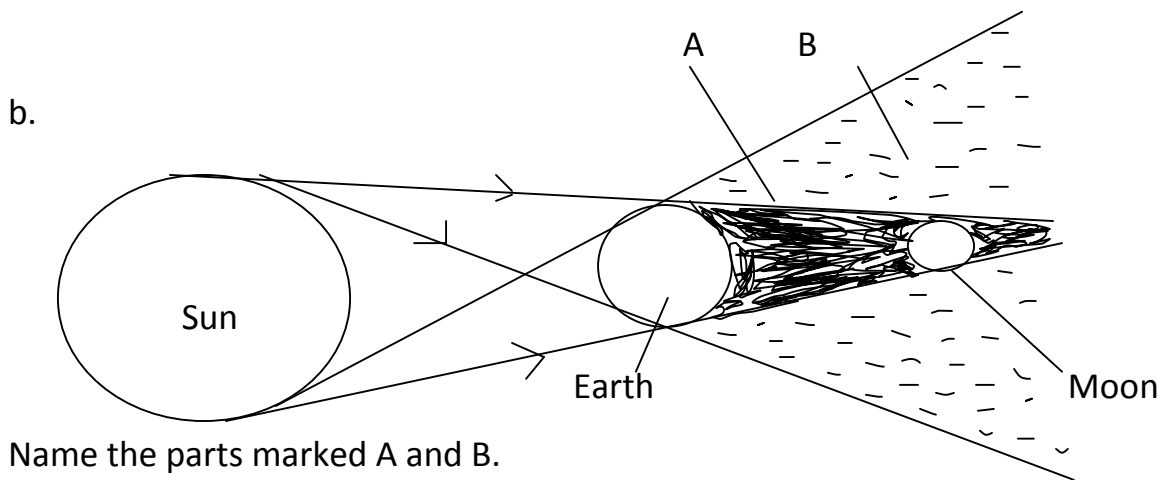
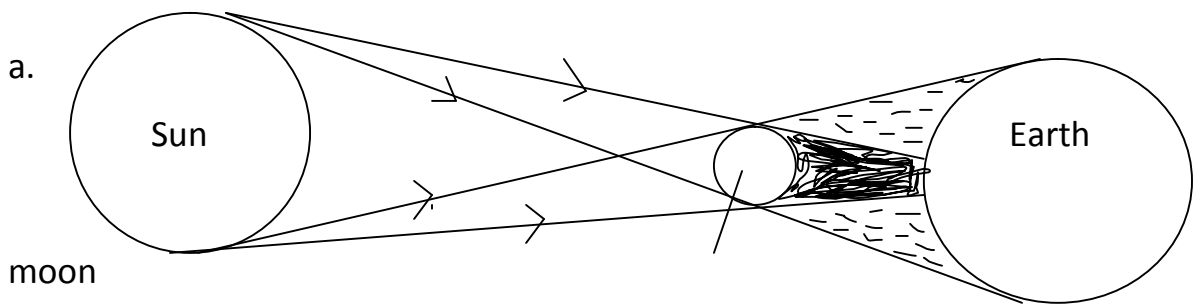
.....
.....

2. Name the **two** types of eclipses.

(i)

(ii)

3. What type of eclipse is illustrated in each of the following?



Name the parts marked A and B.

A

B

4. Why is it dangerous to look directly at the sun even in a total eclipse?

.....



MBUYA PARENTS' SCHOOL

PRIMARY SEVEN HOLIDAY WORK FOR TERM 1 2020 - DAY 4

SCIENCE

Name: _____ Stream: _____

REFLECTION OF LIGHT

1. What is reflection of light?

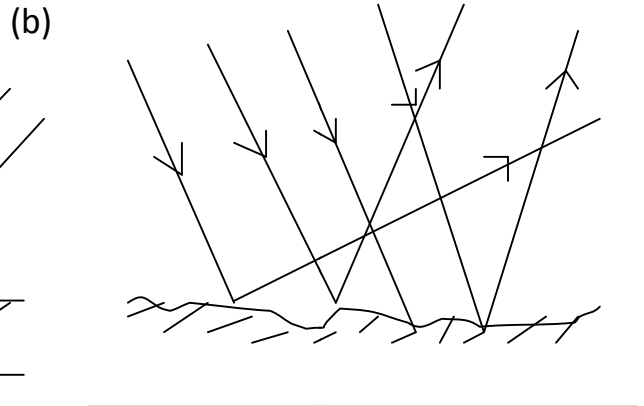
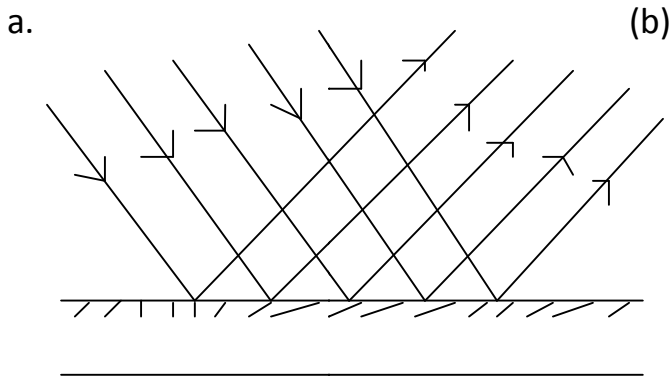
.....
.....

2. Name the two types of reflection.

(i)

(ii)

3. What type of reflection is illustrated in each diagram?



4. What term describes:

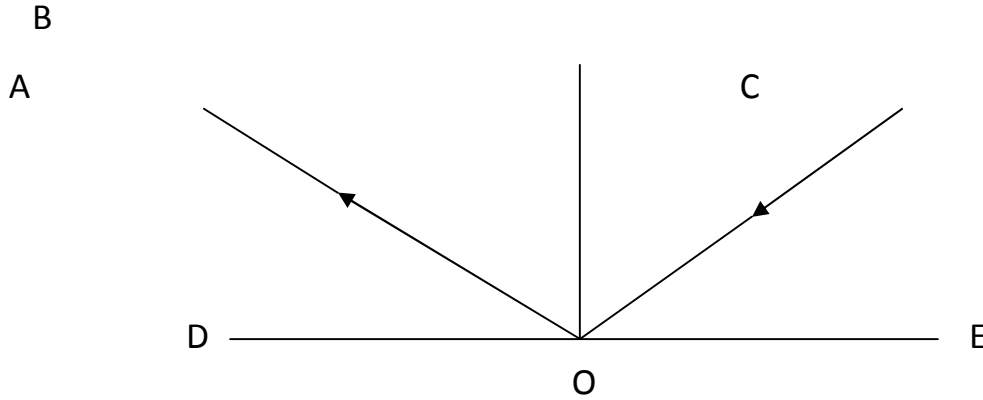
a) A ray of light that strikes a smooth surface from the source of light?

.....

b) A ray of light that bounces off the reflecting surface.

.....

5. The diagram illustrates reflection of light on a smooth shiny surface. Use it to answer questions about it.



a. Name the ray:

(i) CO

(ii) AO

b. What does DOE represent?

.....

c. What does BO represent?

.....

d. Which angle is represented by letter:

(i) BOC?

(ii) AOB?

6. State the laws of reflection.

(i)

(ii)



MBUYA PARENTS' SCHOOL

PRIMARY SEVEN HOLIDAY WORK FOR TERM 1 2020 - DAY 5

SCIENCE

Name: _____ Stream: _____

REFLECTION OF LIGHT ON MIRRORS.

1. Name the two types of mirrors.

- (i)
- (ii)

2. What is an image?

.....
.....

3. Give any three examples of objects where images can be formed.

- (i)
- (ii)
- (iii)

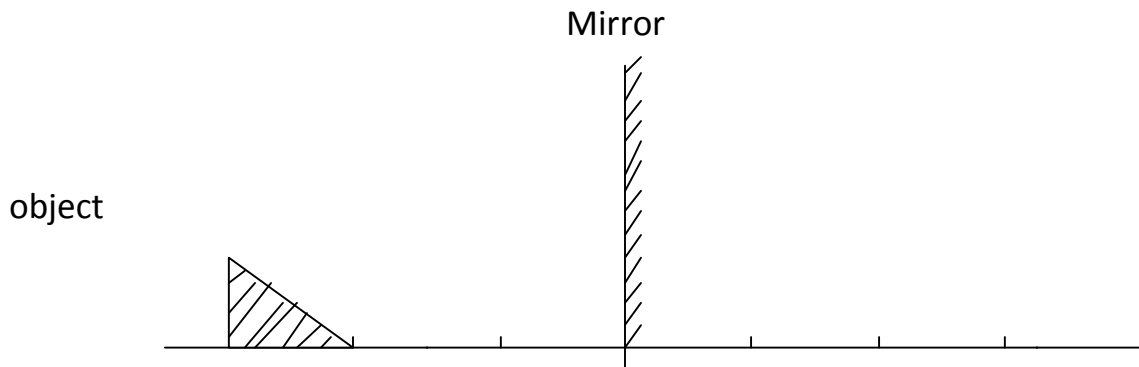
4. State six characteristics of images formed by plane mirrors.

- (i)
- (ii)
- (iii)
- (iv)
- (v)
- (vi)

5. Give any two uses of plane mirrors.

- (i)
- (ii)

6. Use the diagram below to answer questions about it.



a. Draw an image to complete the diagram.


STAY HOME, STAY SAFE: WASH YOUR HANDS OFTEN, AVOID CLOSE CONTACT AND PRAY FROM **ICT DEPT**

b. State any two characteristics of images formed by plane mirrors illustrated in the diagram above.

(i)

(ii)

7. Which type of curved mirrors are shown in the diagram below?



8. State three characteristics of images formed in convex mirrors.

(i)

(ii)

(iii)

9. State any three characteristics of image formed by concave mirrors.

(i)

(ii)

(iii)

10. Give any two ways in which convex mirrors are useful to people.

(i)

(ii)

11. Give any two uses of concave mirrors to people.

(i)

(ii)



MBUYA PARENTS' SCHOOL

PRIMARY SEVEN HOLIDAY WORK FOR TERM 1 2020 - DAY 6

SCIENCE

Name: _____ Stream: _____

REFRACTION OF LIGHT.

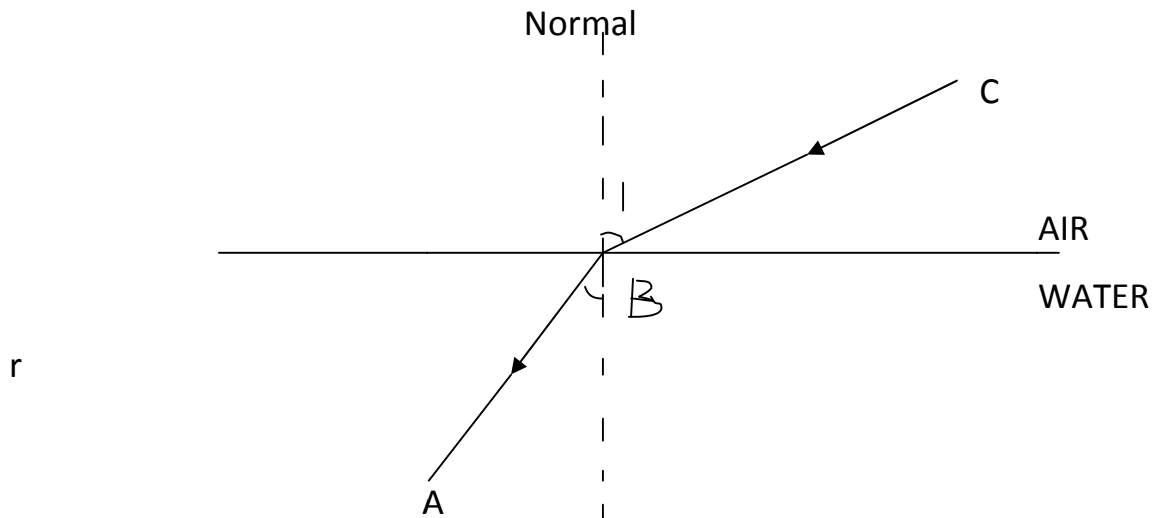
1. What is refraction of light?

.....
.....

2. What causes refraction of light?

.....
.....

3. Study the diagram below and answer questions about it.



Name the ray of light marked:

(i) AB

(ii) BC

(b) Why does light ray AB bend towards the normal?

.....

4. State the principle of refraction.

.....
5. State five effects of refraction of light in the environment.

- (i)
- (ii)
- (iii)
- (iv)
- (v)

6. What is a light spectrum?

.....
.....

7. By what process is white light split into a spectrum?

.....
.....

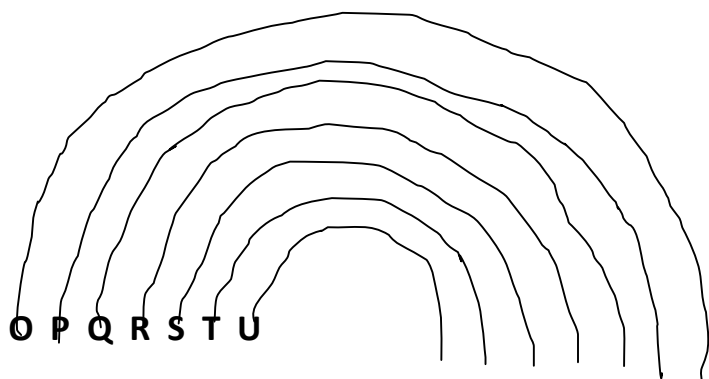
8. What term describes a natural spectrum?

.....
.....

9. How is the natural spectrum you have stated in (8) above formed?

.....

10. The diagram below is of a natural spectrum.



a) Name the colours marked:

- O
- S
- P
- T
- Q
- U
- R

a. Why does light ray marked U bend most?

.....

b. Why do the light rays in the natural spectrum bend at different angles?

.....

References:

Longhorn Integrated Science 7.

Mk Integrated Science Book 7.

Comprehensive Primary School Science Book 7.

Fountain Integrated Science Book 7.

STAY HOME, STAY SAFE: WASH YOUR HANDS OFTEN, AVOID CLOSE CONTACT AND PRAY FROM **ICT DEPT**