



MBUYA PARENTS' SCHOOL

PRIMARY ONE HOLIDAY WORK FOR TERM 1 2020 - WEEK 9

MATHEMATICS

NAME _____ STREAM _____

Monday – Lesson 1

Theme: Our School

Sub-theme: People in our School

Content: Counting numbers orally e.g. From 0 – 50

1, 2, 3, 4, 5, 6, 7, 8, 9, 10, 11, 12, 13, 14, 15, 16, 17, 18, 19,

20, 21, 22, 23, 24, 25, 26, 27, 28, 29, 30, 31, 32, 33, 34, 35,

36, 37, 38, 39, 40, 41, 42, 43, 44, 45, 46, 47, 48, 48, 50.

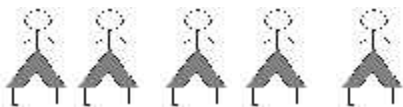
Naming and counting people in our school i.e. teachers, pupils, bursar, librarian, transporters, children etc.

Examples

Count and write the number of people at school.




...3.....pupils.



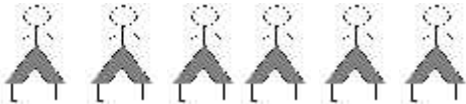
.....5.....teachers.


Activity

1. Count and write the numbers of people in our school.



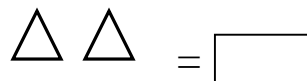
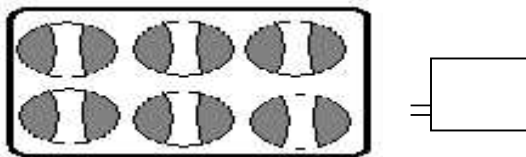
.....nurses

b) drivers

c) cooks

Activity 2

Count the objects and write



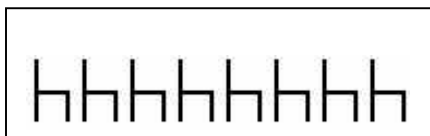

Tuesday – Lesson 2

Theme : Our School

Sub-theme : People in our School

Content : Grouping objects in the school

Example 1



A group of trees

A group of chairs

Example II

Draw these groups of objects

A group of pencils





A group of books.



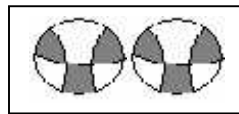
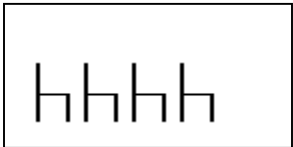
Activity I

Name these groups



A group of

A group of



A group of

A group of

Activity II

Draw these groups

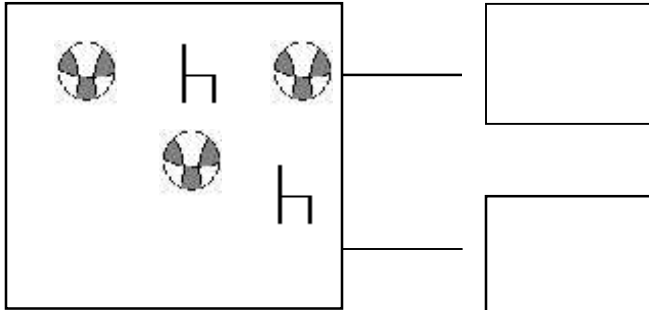
a) A group of flowers

c) A group of pens

b) A group of pots

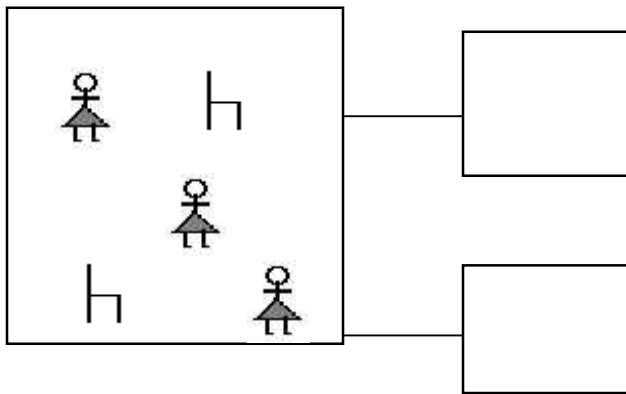
Activity III

Make new groups



A group of

A group of



A group of

A group of

Wednesday – Lesson 3

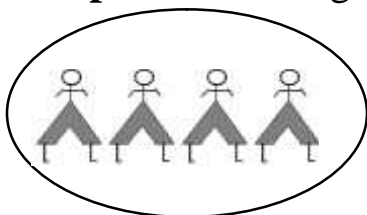
Theme: Our School

Sub-theme: Things and people in our School

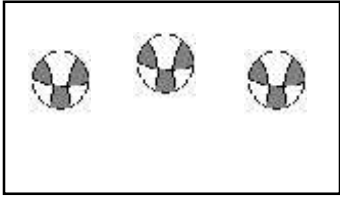
Content: Sets (Naming and drawing sets)

Defination: A set is a collection of things /objects.

Example I – Naming sets



A set of 4 children

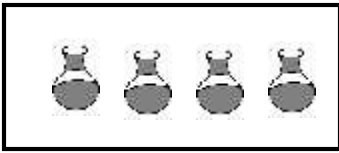


A set of 3 balls

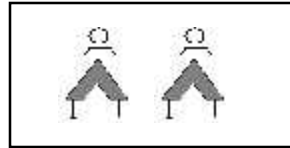
Example II

Draw these sets

a) A set of 4 pots



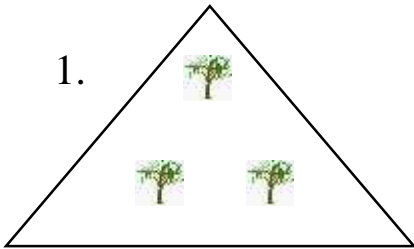
b) A set of 2 boys



Activity I

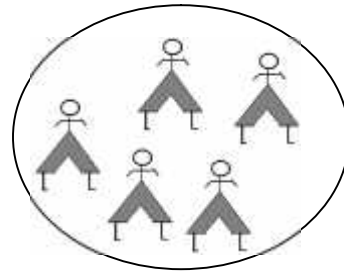
Name the sets

1.



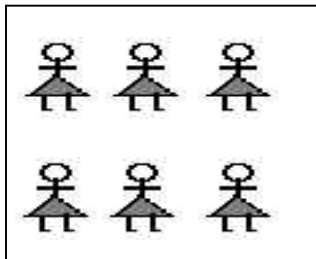
A set of

2.



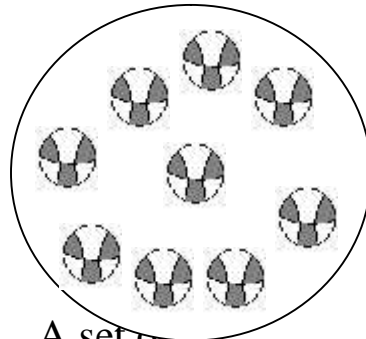
A set of

3.



A set of

4.



A set of

Activity II

Draw these sets

a) This is a set of 4 huts.

b) A set of 6 sticks.

c) This is a set of 2 books .

d) A set of 3 fish .

e) A set of 5 boxes.

f) A set of 1 tin.

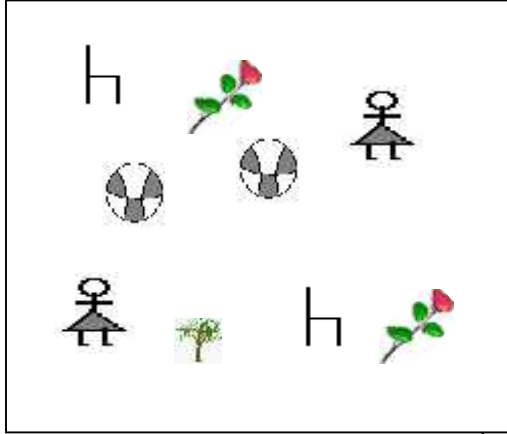
Thursday – Lesson 4

Theme: Our School

Sub-theme: People in our School

Content: Forming new sets

Forming new sets from one big one



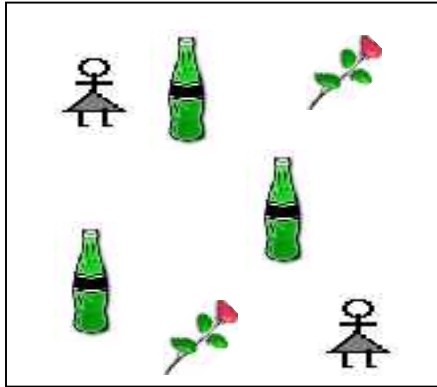
A box containing various icons: two chairs, two balls, two flowers, one girl, and one tree. Lines connect the box to five empty ovals on the right, each with a corresponding label.

- A set of 2 balls
- A set of 2 flowers.
- A set of 2 girls
- A set of 2 chairs
- A set of 1 tree

Activity

Make new sets

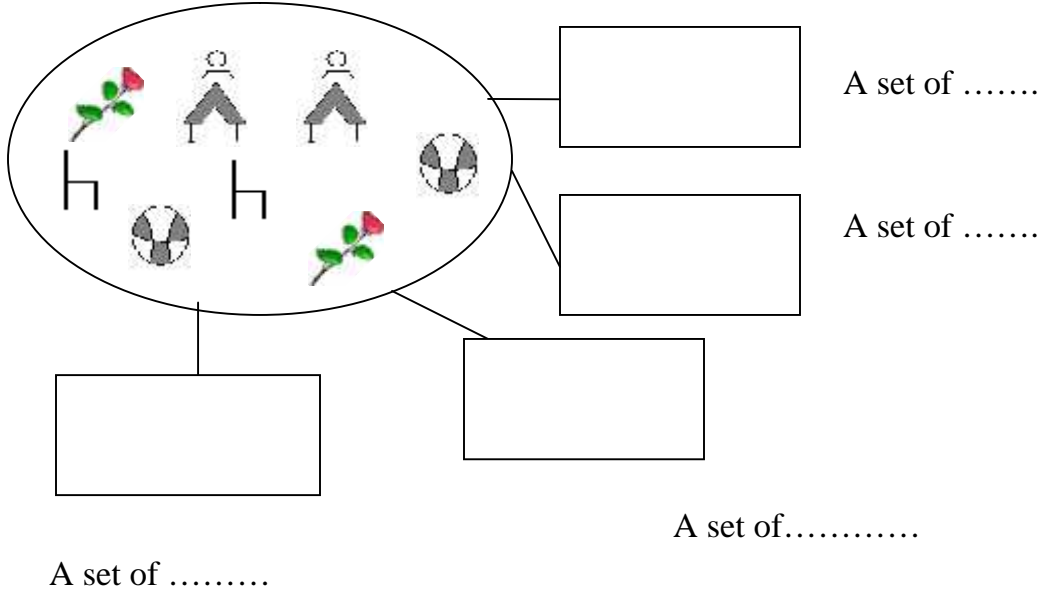
1.



A box containing icons: two girls, three bottles, and two flowers. Lines connect the box to three empty ovals on the right, each with a corresponding label.

- A set of
- A set of
- A set of

2.



Friday – Lesson 5


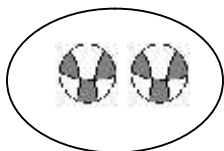
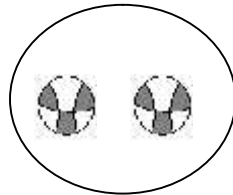
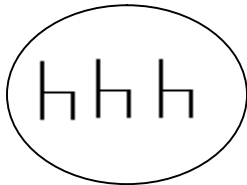
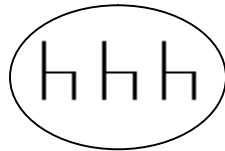

Theme : Our School

Sub-theme : People in our School

Content : Matching sets

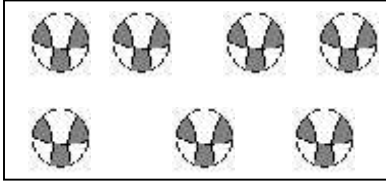
Example 1

Match sets of the same objects

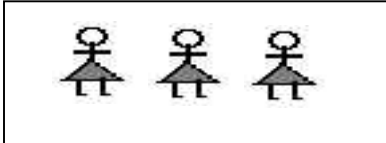


Example II

Match sets to the correct number



4



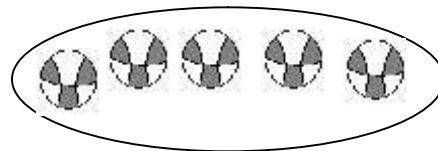
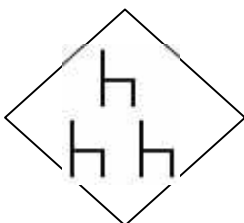
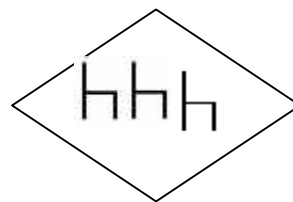
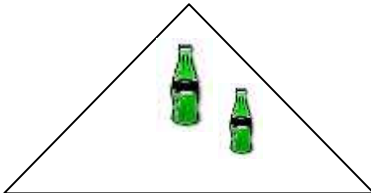
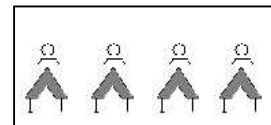
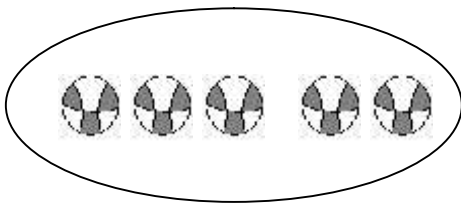
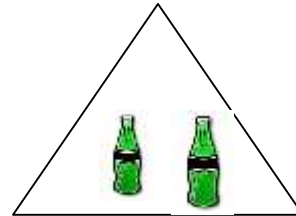
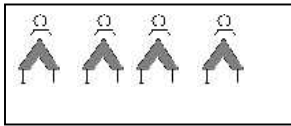
7



3

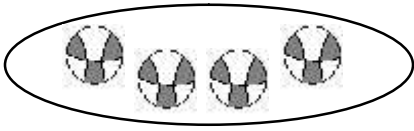
Activity

Match sets of the same objects

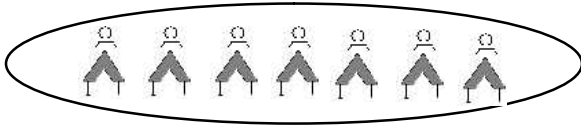


Activity II

Match sets to the correct number



1



3



7



4